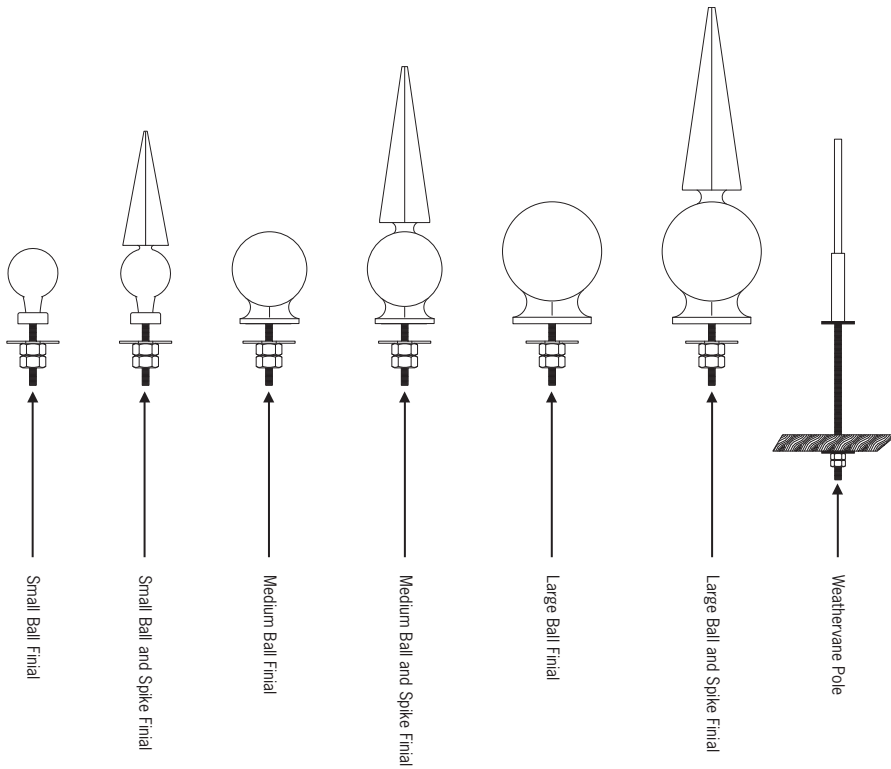
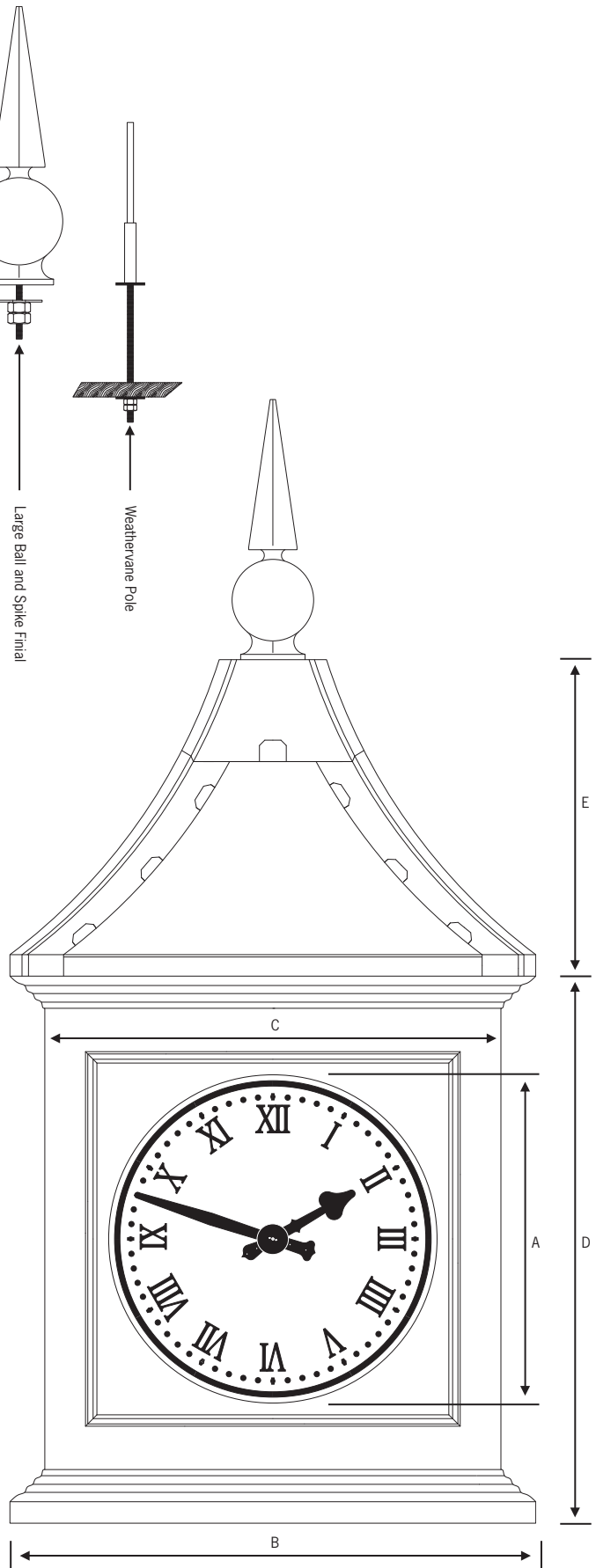


Hawkins Clock Tower Dimensions

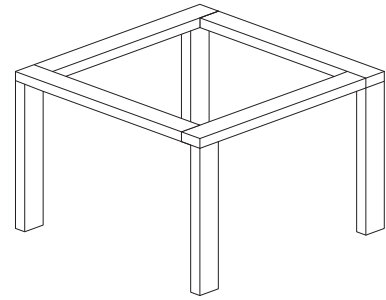
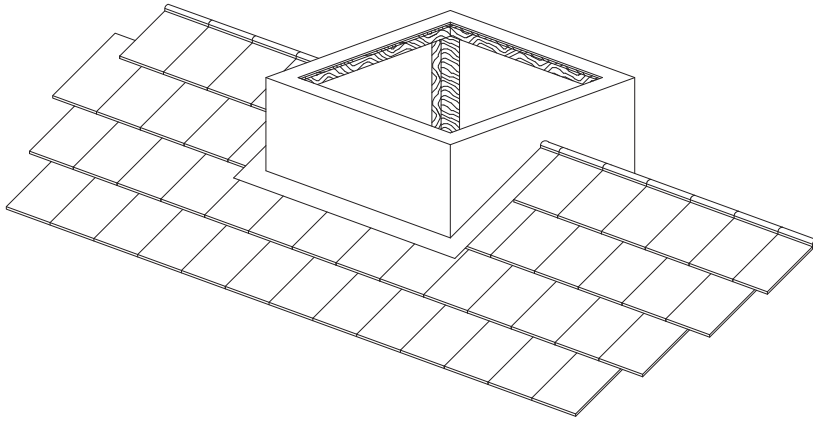


Name	A	B	C	D	E
Mini	18"	650	550	670	450
Midi	18"	820	700	890	510
Small	24"	980	860	1000	650
Medium	30"	1250	1100	1275	780
Large	36"	1500	1320	1540	850
Extra Large	48"	1865	1600	1920	1110
XL Wide	48"	2460	2270	1920	1150
XXL	72"	2460	2270	2515	1150
All dimensions in mm					



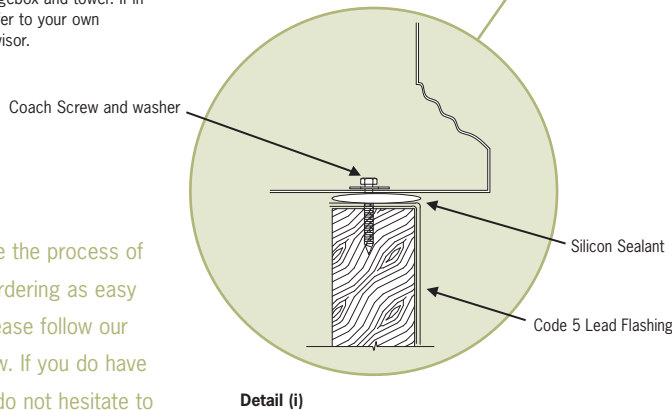
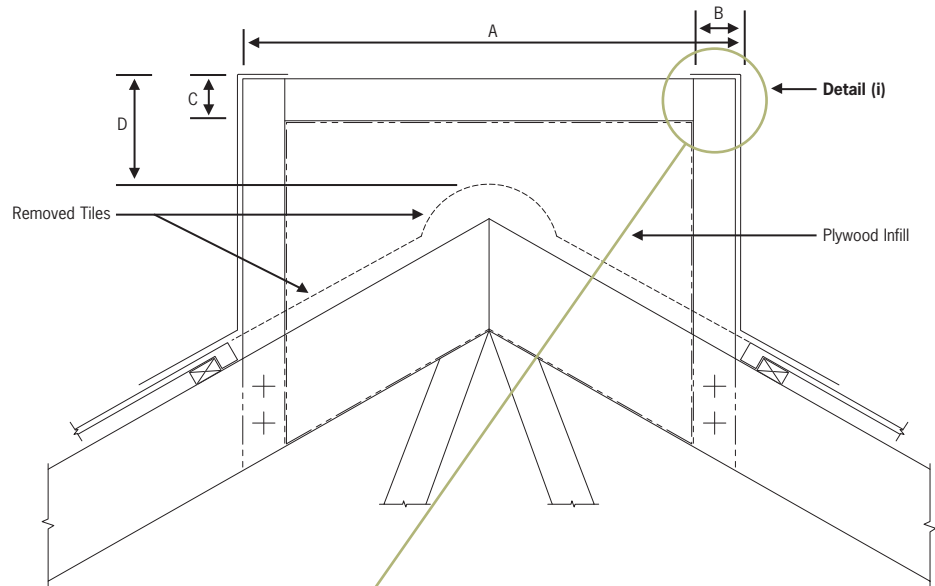
Every care has been taken in the production of these drawings and the dimensions are correct. We can not however guarantee accuracy or consistency of scale - all drawings are for guidance only.

Hawkins Ridgebox & Fixing Detail Recommendations



(1) Constructed By General Contractor/Client

- (2) Internal access is useful but not essential. For fully insulated rafter roof construction we recommend covering the ridgebox with plywood and over-cloaking in lead. This removes any possibility of condensation caused by cold-bridging.
- (3) Ridgebox to be constructed from treated softwood timbers.
- (4) Fixed to roof trusses with tiles removed and flashed with code 5 lead.
- (5) Sides of ridgebox should be filled with 15mm Plywood of external quality.
- (6) Ridge tiles to butt up to side of the ridgebox.
- (7) Lead flashing must cover all timbers and must give a minimum overhang on the roof tiles of 150mm.
- (8) All to BS.6915 1988 and Guide To Good Practice LDA.
- (9) Hawkins Clock Company bears no responsibility for any structural, atmospheric or climatic consequences to the existing building associated with the construction and/or installation and usage of the ridgebox and tower. If in doubt please refer to your own architectural advisor.



We aim to make the process of selection and ordering as easy as possible. Please follow our guidelines below. If you do have any problems, do not hesitate to contact us.

Name	A	B	C	D*
Mini	550	50	75	50
Midi	700	75	75	75
Small	880	75	75	100
Medium	1100	75	75	100
Large	1320	75	100	125
Extra Large	1600	100	100	150
XL Wide	2270	100	100	150
XXL	2270	100	100	200

* Dimension D is a guide and is left to client's own personal choice

How to Order or Specify a clock tower or set up a Tender document

(Quantity) no. Hawkins (Mini, Midi, Small, Medium, Large, Extra Large, XL Wide or XXL) clock tower made from (GRP or Wood) with (Quantity) no. (Plain, False Louvred, Real Louvred or Bespoke) panels on (Adjacent or opposite) sides. The roof section to be (swept, pyramid or bespoke) finished in ("Lead-Look", real lead, copper or plain GRP). The colour of the tower to be (colour).

Eg. 1 no. Hawkins Small clock tower made from GRP with 2 no. False Louvred panels on opposite sides.

The roof section to be swept, finished in "Lead-Look". The colour of the tower to be white.

PLUS Eg. 1 no. Hawkins Heritage Clock etc. (see clock data section)